

Cochise College

Fast Facts 2016-17

Fall 2016 Unduplicated Headcount



4,213

Total Students

40%

Full-Time Students

60%

Part-Time Students

Fall 2016 Credit Hours

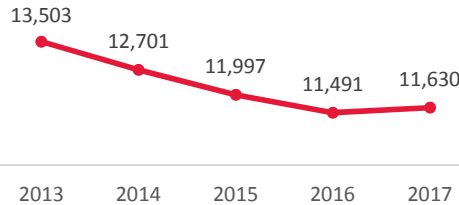
Total Credit Hours

38,107

9

Average Credit Hours per Student

Headcount by Academic Year



Annual Tuition 2016-17

\$2,370

\$79 per credit hour x 30 hours

*Additional fees may vary by program

Financial Aid Received 2016-17

Pell Grants	90.8%
FSEO Grants	5.7%
Federal Work Study	3.5%

Top 5 Degrees Awarded 2016-17

- 1) General Studies
- 2) Nursing
- 3) General Requirements
- 4) Elementary Education
- 5) Psychology

Top 5 Certificates Awarded 2016-17

- 1) AGEC
- 2) Certified Nursing Assistant
- 3) Practical Nurse
- 4) Emergency Medical Technician
- 5) Medical Assistant

Degrees and Certificates Awarded 2016-17



465

Associate Degrees

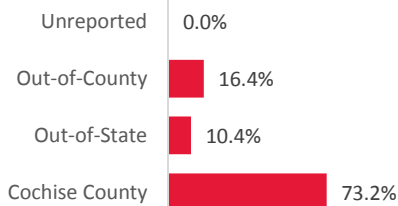


522

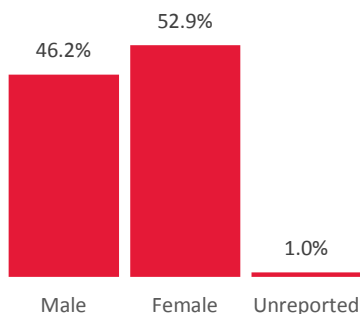
Certificates

Fall 2016 Student Demographics

Student Residency



Gender



Non-Resident Alien

Total	1.0%
-------	------

First Generation Students

Total	39.5%
-------	-------

Age

Under 18	1.4%
18-19	12.3%
20-21	22.0%
22-24	16.7%
25-39	32.8%
40-49	7.6%
50-61	4.5%
62 and older	2.7%
Unreported	0.0%

28.5

Mean Age

Race/Ethnicity

American Indian/Alaskan Native	0.5%
Native Hawaiian/Pacific Islander	0.7%
Unreported	1.9%
Asian	3.0%
More than one race	1.9%
Black/African American	4.8%
Hispanic/Latino	40.5%
White	46.8%

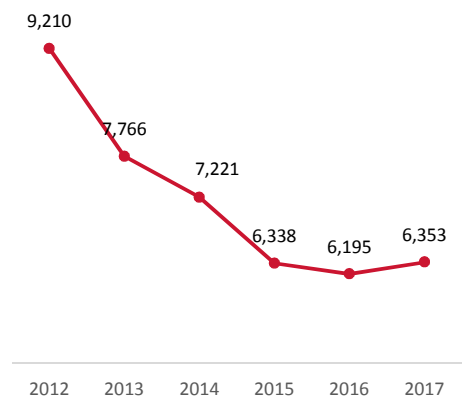
FTSE Breakdown 2016-17

FTSE Type	Count
Basic Actual	1,463
Short Term*	4,826
ABE	64
Total	6,353

* Fall and Spring Short-term classes include Dual Enrollment

Dual Enrollment	71
-----------------	----

FTSE by Academic Year



*All enrollment, demographic, and completion data from IPEDS excluding MOS/DOC data. FTSE data from General Representation Letters.

**Icons from Freepik at www.flaticon.com